

# Watch TV Everywhere

## User Guide

HOW  
TO:



Access TV  
Everywhere




Access Provider  
Content



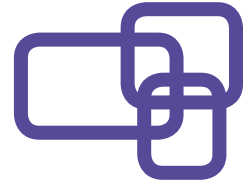
Register your  
RightFiber  
Account



Get Help



# Accessing Watch TV Everywhere



It's easy!

- 1 Open your browser and go to [rightfiber.com/watch-tv-everywhere](http://rightfiber.com/watch-tv-everywhere)

You can also simply visit [rightfiber.com](http://rightfiber.com) and navigate to the Watch TV Everywhere section by selecting **"Services"** at the top then scroll to the RightFiber TV section. From there, select **"Watch TV Everywhere."**

The screenshot shows the RightFiber website. The navigation bar at the top includes 'ABOUT', 'SERVICES', and 'WATCH TV EVERYWHERE'. A blue arrow points to the 'SERVICES' link. Below the navigation bar, the 'RightFiber TV' section is highlighted, showing three pricing tiers: Basic (\$55), Expanded (\$115), and Select (\$125). A blue arrow points to the 'RightFiber TV' link in the top right corner. Below the pricing tiers, there are two buttons: 'CHANNEL LINEUPS' and 'WATCH TV EVERYWHERE'. A blue arrow points to the 'WATCH TV EVERYWHERE' button.

- 2 Once on the Watch TV Everywhere page, click the **"Create a Watch TV Everywhere Account"** button. When you click this button, your browser will open up a new window and you will arrive at the Watch TV Everywhere page.

## Enjoy Your Favorite Programs on Any Device

With RightFiber TV service you have the ability to watch your favorite shows on the go, from any device. As long as you have an internet connection and RightFiber TV service, you can sign up for a Watch TV Everywhere account. Create an account by clicking below and get access to all of the great online content from popular channels with your RightFiber TV service.

[CREATE A WATCH TV EVERYWHERE ACCOUNT](#) →

Need additional help using the Watch TV Everywhere service? See the [Watch TV Everywhere User Guide](#) or our [FAQs](#).



# Register Your Account



- 3 From the “Select Your TV Provider” drop down menu, select RightFiber, then click “register” on the following page.

Welcome to watchTVEverywhere

With watchTVEverywhere and your local TV Provider, you can watch online content from networks that are part of your pay-TV subscription.

Select Your TV Provider

Reedsburg Utility Commission  
Reserve Telecommunications  
Resort TV Cable  
Richland Grant Telephone Cooperative, Inc.  
**RightFiber**  
Ritter Communications  
River Valley Telecommunications Coop  
Rock Port Cablevision  
RS Fiber  
RTC - Rye Telephone Company  
RTC Communication Corp  
RTC Digital Television  
RTC Networks  
RTCC Communications

You will need your **RightFiber account number** to register. This can be found at the top of your monthly bill. You can also call our customer care team at **833.717.4448** for assistance in finding this number.

Enter your **account number** and the **name on the statement** and continue filling out the following fields. Keep in mind, the **account number** must be keyed in exactly as it is listed on your bill, (example: 00012345-6).

**Registration**

You may have up to 4 users registered on each TV service account. The first user registered must be the named account holder, age 18 or older and will be considered the Primary User. Access to programming is generally limited to the USA and its Territories.

**Subscriber Validation**

Account Number:

Name on Statement:

**New User Information**

First Name:

Last Name:

Email:

Confirm Email:

Password\*:

Confirm Password:

☐ I'm not a robot

Submit

\* Password must contain at least 8 characters, including UPPER/lowercase and numbers.

**RightFiber**

2400 Ritter Drive  
Jonesboro, AR 72401

Page: 1 of 3  
Account: 00012345-6  
Bill Date: Dec 01, 2017  
Name: JOHN DOE

Contact Us: 833.336.4466

**Balance Forward**  
Previous Bill: \$0.00  
Payments Received: \$0.00  
Total Payments Through Nov 28: \$0.00  
Balance Before Current Charges: \$0.00

**Service Summary**  
Cable TV - Digital  
Cable TV - Analog  
Internet - Residential Cable  
Internet - Business Cable  
Telephone Service

**Usage Summary**  
Usage Charges and Fees

**Subtotal Current Charges**

**Charge Detail**  
Telephone Service  
Monthly Charge (Dec 01 - Dec 31)  
Local Service - Local Access  
Local Service - Long Distance  
Subscriber Service/Activation Charge  
Inside Wire Maintenance  
Phone Line  
Long Distance Fee  
Unauthorized Call Rejection

Please detach and mail to RIGHTFIBER  
☐ Check here to indicate an address change (or reverse)

Dec 01, 2017  
JOHN DOE


Balance Forward:	
Current Charges:	\$ 0.00
Total Amount Due by Dec 22, 2017:	
Total Amount Due After Dec 22, 2017:	
Amount Enclosed:	

JOHN DOE  
123 MAIN STREET  
ANYTOWN, USA 12345

ATTN: PAYMENT PROCESSING RIGHTFIBER  
P.O. BOX 9661  
CONWAY, AR 72033-9661


Press submit.

# Accessing Provider Content



From here make your selection from one of the many networks available.

**IMPORTANT NOTE:** Access to the networks is based on the TV package that you have subscribed to.



Some channels provide live TV content and some only provide a library of On-demand content.

Make sure you **write down your username and password**. You will use this login to access all the available Watch TV Everywhere channels.





833.717.4448  
[rightfiber.com](http://rightfiber.com)